

Signify Classified - Internal  
Cooper Lighting Solutions Photometric Lab  
1121 Highway 74 South  
Peachtree City, GA 30269



Scaled data based on original data using  
LM-79-08 Approved Method: Electrical and Photometric Measurements of Solid-  
State Lighting Products

Test Report Prepared for  
Cooper Lighting Solutions  
(formerly Eaton)

Brand: STREETWORKS

Report Number: P869838

Luminaire Tested: **MEM2-HTN-SA-60-830-U-T2R**

Issue Date: 08/21/2024



**Test Information**

Test Method: LM-79-08  
Report Number: P869838  
Test Lab: INNOVATION CENTER(G3)  
Issue Date: 08/21/2024  
Manufacturer: COOPER LIGHTING SOLUTIONS (FORMERLY EATON)  
Product Line: STREETWORKS  
Catalog Number: MEM2-HTN-SA-60-830-U-T2R  
Description: EPIC MODERN TALL HOUSING DISCRETE LED ARRAYS 60W 80CRI 3000K  
FIXTURE w/ TYPE II ROADWAY DISTRIBUTION OPTIC  
Light Source: (10) 3000K CCT, 80 CRI LEDS  
Ballast/Driver: ELECTRONIC DRIVER

**Summary**

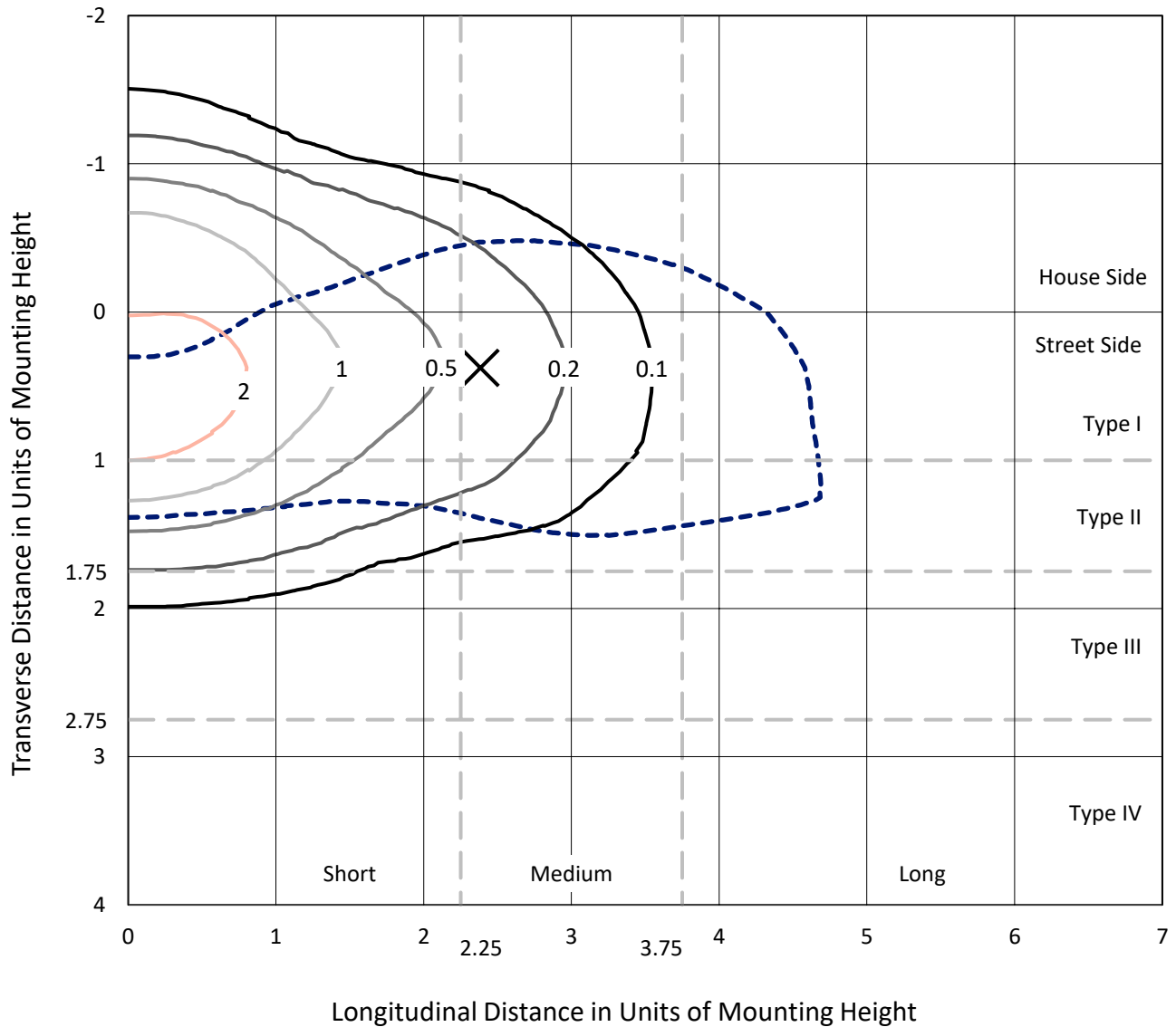
Lumens per Lamp: N/A  
Luminaire Lumens: 5493.1 lumens  
Efficiency: N/A  
Efficacy: 124.8 lumens/watt  
Luminous Opening: Rectangular (W 0.33' x L: 0.33' x H: 0')  
IES Classification: Type II - Medium  
BUG Rating: B1 - U0 - G1

Input Watts (W): 44  
Input Voltage (V): 120  
Input Current (A<sub>in</sub>): NR  
Voltage Rise (V): NR  
Power Factor: 0.99  
Total Harmonic Distortion (THDi): 6.91%  
Frequency (hertz): 60  
Stabilization Time: NR  
Operation Time: NR  
Ambient Temperature (°C): NR  
Test Distance: 24 FT

REPORT NUMBER: P869838  
 CATALOG NUMBER: MEM2-HTN-SA-60-830-U-T2R

### Iso-Footcandle Lines of Horizontal Illumination

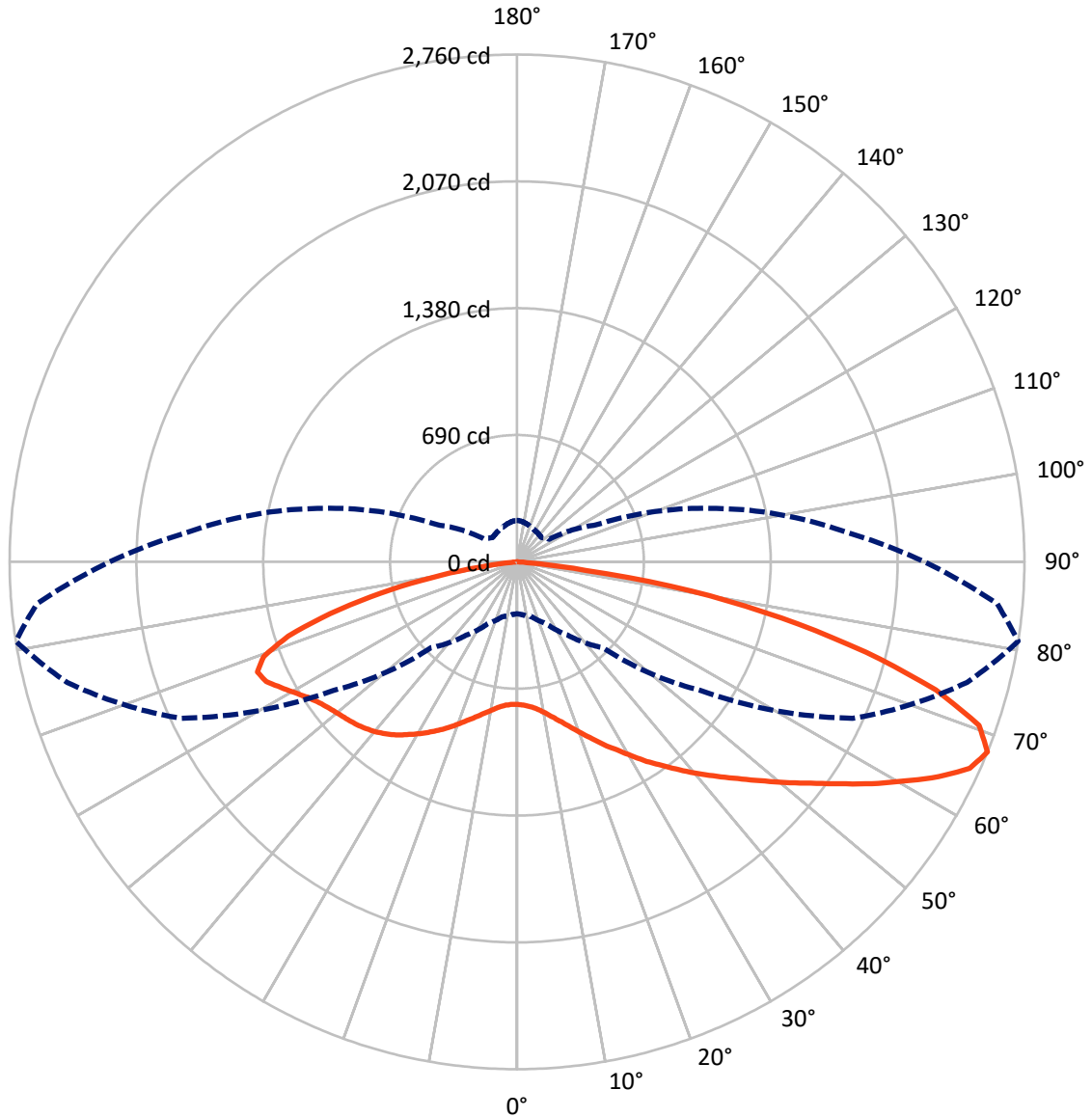
× Max cd  
 - - - 1/2 Max cd



Based on 20 foot mounting height. Maximum calculated value = 3.5 fc  
 Type II - Medium - N/A

REPORT NUMBER: P869838  
CATALOG NUMBER: MEM2-HTN-SA-60-830-U-T2R

### Luminous Intensity Polar Plot



— Vertical Plane Through 81-Deg Lateral      - - - Horizontal Cone Through 67.5-Deg Vertical

REPORT NUMBER: P869838  
 CATALOG NUMBER: MEM2-HTN-SA-60-830-U-T2R

**FLUX DISTRIBUTION:**

		Downward	Upward	Total
<b>House Side</b>	Lumens	1683.2	0.0	1683.2
	% Fixture	30.6	0.0	30.6
<b>Street Side</b>	Lumens	3809.9	0.0	3809.9
	% Fixture	69.4	0.0	69.4
<b>Total</b>	Lumens	5493.1	0.0	5493.1
	% Fixture	100.0	0.0	100.0

**ZONAL LUMENS:**

Zone	Lumens	% Fixture
0°-10°	79.1	1.4
10°-20°	280.7	5.1
20°-30°	559.1	10.2
30°-40°	878.4	16.0
40°-50°	1089.4	19.8
50°-60°	1064.9	19.4
60°-70°	895.5	16.3
70°-80°	569.0	10.4
80°-90°	76.8	1.4
90°-100°	0.0	0.0
100°-110°	0.0	0.0
110°-120°	0.0	0.0
120°-130°	0.0	0.0
130°-140°	0.0	0.0
140°-150°	0.0	0.0
150°-160°	0.0	0.0
160°-170°	0.0	0.0
170°-180°	0.0	0.0
0°-90°	5493.1	100.0
0°-180°	5493.1	100.0

**Coefficient of Utilization**



REPORT NUMBER: P869838

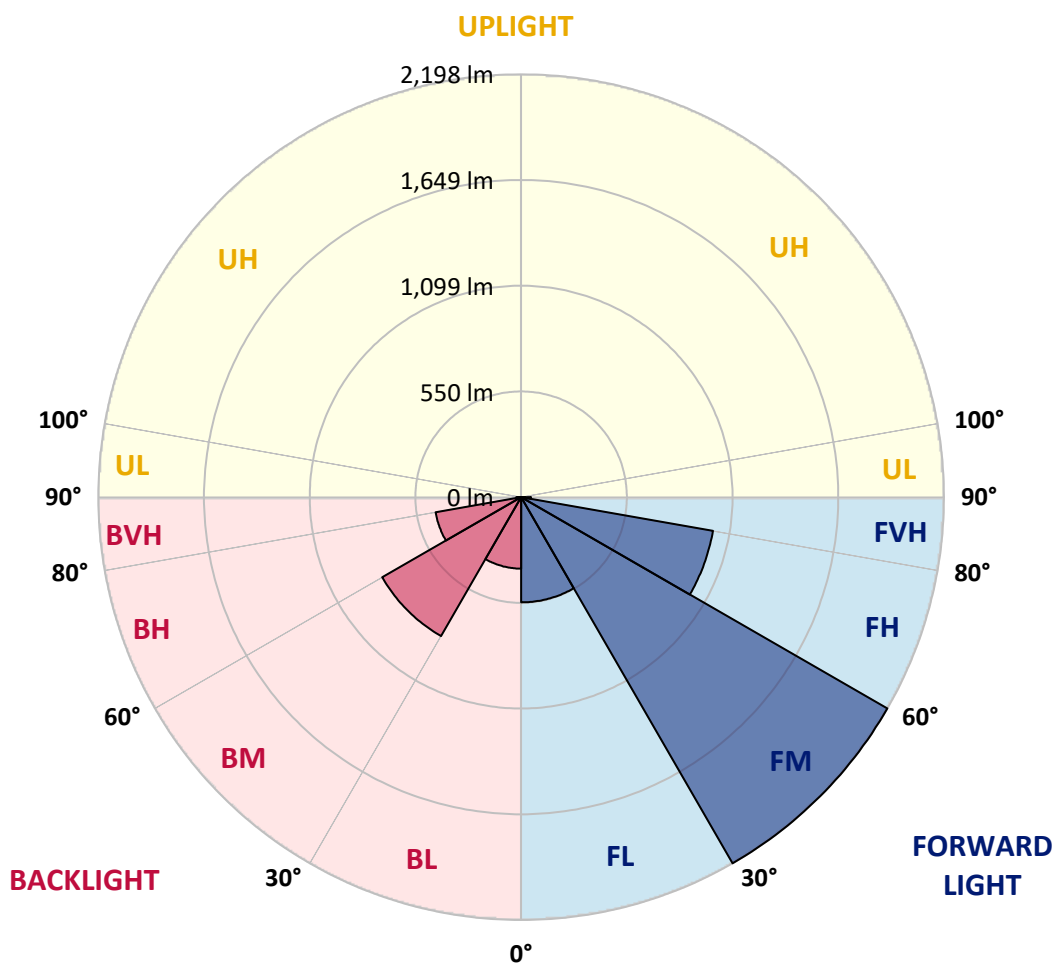
CATALOG NUMBER: MEM2-HTN-SA-60-830-U-T2R

**LUMINAIRE CLASSIFICATION SYSTEM LUMEN TABLE AND BUG RATING:**

Zone	Lumens	% Fixture	Zone Rating/Lumen Limit		
			B	U	G
FL (0°-30°)	547.1	10.0			
FM (30°-60°)	2198.5	40.0			
FH (60°-80°)	1012.8	18.4			G1/1800
FVH (80°-90°)	51.5	0.9			G1/100
BL (0°-30°)	371.8	6.8	B1/500		
BM (30°-60°)	834.2	15.2	B1/1000		
BH (60°-80°)	451.8	8.2	B1/500		G1/500
BVH (80°-90°)	25.3	0.5			G1/100
UL (90°-100°)	0.0	0.0		U0/0	
UH (100°-180°)	0.0	0.0		U0/0	

**BUG Rating: B1-U0-G1**

Type II Medium





REPORT NUMBER: P869838

CATALOG NUMBER: MEM2-HTN-SA-60-830-U-T2R

**CANDELA DISTRIBUTION (FULL):**

	0°	5°	15°	25°	35°	45°	55°	65°	75°	81°	85°
0°	775.5	775.5	775.5	775.5	775.5	775.5	775.5	775.5	775.5	775.5	775.5
2.5°	802.8	801.7	801.7	793.0	793.0	790.8	791.9	785.3	782.1	781.0	779.9
5°	860.5	860.5	853.9	848.5	837.6	827.8	819.1	806.0	796.2	791.9	788.6
7.5°	947.6	941.1	938.9	922.6	899.7	880.1	862.7	834.3	815.8	809.3	804.9
10°	1054.4	1045.7	1029.3	1010.8	981.4	952.0	917.1	879.0	848.5	835.4	830.0
12.5°	1164.4	1152.4	1129.5	1112.1	1074.0	1029.3	980.3	928.0	885.5	867.0	857.2
15°	1285.3	1278.7	1251.5	1216.7	1172.0	1108.8	1047.8	983.6	929.1	903.0	886.6
17.5°	1416.0	1406.2	1376.8	1334.3	1271.1	1196.0	1125.2	1042.4	979.2	945.4	926.9
20°	1544.5	1542.3	1498.8	1458.5	1384.4	1290.7	1199.2	1112.1	1032.6	993.4	969.4
22.5°	1688.3	1674.1	1636.0	1579.4	1491.1	1405.1	1297.3	1184.0	1090.3	1044.6	1017.3
25°	1837.5	1836.4	1789.6	1719.9	1616.4	1507.5	1390.9	1265.7	1158.9	1103.4	1067.4
27.5°	2022.7	2008.5	1948.6	1869.1	1749.3	1624.0	1489.0	1350.6	1224.3	1157.8	1114.3
30°	2185.0	2180.6	2113.1	2023.8	1889.8	1740.6	1594.6	1446.5	1301.6	1223.2	1175.3
32.5°	2316.8	2311.3	2253.6	2164.3	2020.5	1865.8	1698.1	1536.9	1379.0	1294.0	1230.8
35°	2426.8	2418.1	2358.2	2268.8	2144.7	1987.8	1809.2	1631.7	1463.9	1360.4	1300.5
37.5°	2470.3	2462.7	2413.7	2339.6	2225.3	2081.5	1909.4	1736.2	1548.9	1435.6	1368.1
40°	2454.0	2449.7	2414.8	2363.6	2276.5	2156.7	2005.3	1845.1	1644.7	1515.1	1434.5
42.5°	2376.7	2376.7	2354.9	2328.8	2285.2	2199.1	2090.2	1949.7	1737.3	1594.6	1497.7
45°	2267.8	2263.4	2255.8	2246.0	2239.4	2206.8	2145.8	2040.1	1839.7	1681.8	1573.9
47.5°	2122.9	2126.2	2120.7	2125.1	2152.3	2173.0	2169.7	2124.0	1944.3	1777.6	1649.1
50°	1895.2	1910.5	1927.9	1979.1	2034.7	2092.4	2145.8	2183.9	2067.3	1886.5	1736.2
52.5°	1613.1	1619.7	1666.5	1787.4	1906.1	1982.4	2083.7	2211.1	2176.3	1999.8	1838.6
55°	1265.7	1277.7	1348.5	1519.5	1730.8	1876.7	1995.4	2199.1	2287.4	2129.4	1958.4
57.5°	907.3	914.9	1028.2	1204.7	1480.2	1725.3	1895.2	2151.2	2376.7	2276.5	2081.5
60°	644.8	659.0	732.0	904.1	1168.7	1516.2	1803.7	2081.5	2459.5	2420.2	2242.7
62.5°	476.0	483.6	534.8	660.1	877.9	1230.8	1685.0	2030.3	2513.9	2574.9	2403.9
65°	358.4	361.6	396.5	482.5	656.8	907.3	1497.7	2020.5	2544.4	2706.7	2546.6
67.5°	282.1	287.6	309.3	368.2	489.1	660.1	1219.9	2014.0	2533.5	2760.1	2621.8
70°	237.4	238.5	254.9	287.6	366.0	474.9	911.7	1915.9	2472.5	2666.4	2552.0
72.5°	205.9	205.9	213.5	239.6	294.1	359.4	620.9	1681.8	2317.9	2382.1	2310.2
75°	166.7	165.6	178.6	203.7	236.4	276.7	417.2	1273.3	1993.3	1960.6	1901.8
77.5°	144.9	143.8	154.7	176.5	195.0	221.1	285.4	826.7	1568.5	1470.4	1433.4
80°	124.2	120.9	129.6	150.3	160.1	172.1	197.1	481.4	1025.0	964.0	919.3
82.5°	93.7	86.0	83.9	101.3	107.8	100.2	100.2	168.8	372.5	375.8	347.5
85°	7.6	8.7	10.9	13.1	18.5	20.7	21.8	35.9	55.6	53.4	54.5
87.5°	1.1	1.1	1.1	2.2	2.2	3.3	3.3	3.3	4.4	4.4	4.4
90°	0.0	0.0	0.0	0.0	0.0	0.0	0.0	0.0	0.0	0.0	0.0



REPORT NUMBER: P869838

CATALOG NUMBER: MEM2-HTN-SA-60-830-U-T2R

**CANDELA DISTRIBUTION (continued):**

	90°	95°	105°	115°	125°	135°	145°	155°	165°	175°	180°
0°	775.5	775.5	775.5	775.5	775.5	775.5	775.5	775.5	775.5	775.5	775.5
2.5°	778.8	776.6	774.4	774.4	774.4	772.3	771.2	771.2	770.1	766.8	765.7
5°	786.4	783.1	779.9	779.9	779.9	778.8	777.7	778.8	777.7	774.4	773.3
7.5°	801.7	797.3	793.0	793.0	795.1	794.0	794.0	795.1	794.0	790.8	789.7
10°	823.4	816.9	814.7	814.7	816.9	815.8	814.7	814.7	813.6	808.2	810.4
12.5°	847.4	840.9	838.7	839.8	838.7	836.5	837.6	834.3	833.3	824.5	823.4
15°	877.9	870.3	865.9	867.0	863.8	859.4	855.0	852.9	848.5	840.9	838.7
17.5°	912.8	900.8	895.3	895.3	888.8	880.1	873.6	867.0	860.5	851.8	849.6
20°	946.5	935.6	926.9	924.7	911.7	897.5	885.5	874.6	867.0	857.2	855.0
22.5°	989.0	973.8	961.8	952.0	932.4	909.5	891.0	875.7	864.8	853.9	850.7
25°	1033.7	1011.9	992.3	973.8	946.5	913.9	887.7	865.9	851.8	839.8	837.6
27.5°	1078.3	1050.0	1021.7	992.3	950.9	908.4	871.4	845.2	826.7	811.5	809.3
30°	1126.3	1091.4	1046.7	1004.3	949.8	894.2	847.4	810.4	788.6	771.2	769.0
32.5°	1175.3	1131.7	1070.7	1013.0	944.4	873.6	812.6	773.3	746.1	726.5	721.1
35°	1229.7	1176.4	1092.5	1016.2	929.1	843.1	775.5	726.5	694.9	675.3	671.0
37.5°	1285.3	1217.7	1106.6	1014.1	907.3	807.1	727.6	677.5	640.5	613.2	608.9
40°	1341.9	1255.9	1115.4	1003.2	876.8	762.5	682.9	621.9	568.6	543.5	531.5
42.5°	1394.2	1290.7	1119.7	987.9	843.1	715.6	624.1	544.6	494.5	467.3	472.7
45°	1448.7	1323.4	1120.8	969.4	798.4	655.7	550.1	476.0	425.9	405.2	403.0
47.5°	1495.5	1350.6	1118.6	943.3	748.3	587.1	472.7	401.9	364.9	345.3	343.1
50°	1557.6	1381.1	1115.4	912.8	682.9	508.7	400.8	343.1	309.3	294.1	293.0
52.5°	1619.7	1414.9	1113.2	870.3	614.3	434.6	335.5	289.7	266.9	259.2	257.1
55°	1701.4	1456.3	1114.3	821.3	535.9	358.4	284.3	252.7	240.7	237.4	237.4
57.5°	1795.0	1509.7	1120.8	766.8	454.2	296.3	247.3	233.1	232.0	234.2	235.3
60°	1908.3	1580.5	1133.9	710.2	379.0	250.5	225.5	224.4	227.6	235.3	237.4
62.5°	2035.8	1657.8	1150.2	636.1	307.2	220.0	213.5	217.8	222.2	230.9	232.0
65°	2147.9	1744.9	1160.0	565.3	257.1	202.6	205.9	208.0	218.9	230.9	230.9
67.5°	2215.5	1808.1	1123.0	476.0	214.6	187.3	193.9	200.4	212.4	223.3	225.5
70°	2192.6	1787.4	996.6	369.2	181.9	173.2	180.8	190.6	202.6	215.7	222.2
72.5°	2033.6	1640.4	809.3	269.0	157.9	160.1	169.9	183.0	193.9	208.0	216.8
75°	1700.3	1369.1	583.8	193.9	138.3	147.0	162.3	173.2	180.8	184.1	185.2
77.5°	1290.7	1006.4	397.6	144.9	119.8	131.8	148.1	160.1	162.3	164.5	166.7
80°	843.1	640.5	224.4	101.3	91.5	107.8	120.9	134.0	129.6	136.2	138.3
82.5°	356.2	279.9	102.4	50.1	42.5	45.7	49.0	43.6	40.3	40.3	34.9
85°	46.8	35.9	15.2	6.5	5.4	3.3	3.3	3.3	2.2	2.2	2.2
87.5°	4.4	4.4	3.3	3.3	2.2	2.2	1.1	2.2	1.1	1.1	1.1
90°	0.0	0.0	0.0	0.0	0.0	0.0	0.0	0.0	0.0	0.0	0.0



Cooper Lighting Solutions Photometric Lab  
1121 Highway 74 South  
Peachtree City, GA 30269



LM-79-2019: Approved Method: Electrical and Photometric Measurements of Solid-  
State Lighting Products

Report Prepared for

Cooper Lighting Solutions

Streetworks

Report Number: SP1-2407-157-7

Test Date: 09/05/2024

Luminaire Tested: MEM2-HTN-SA-40-830-U-5WQ

Data in this report applies to families of products including MEM2-HTN-SA-40-830-U-5WQ

**Test Information**

Test Method: LM-79-2019  
 Report Number: SP1-2407-157-7  
 Test Lab: COOPER LIGHTING SOLUTIONS  
 Photometer: SP1 - 76IN SPHERE  
 Measurement Geometry: 4π  
 Issue Date: 09/05/2024  
 Manufacturer: COOPER LIGHTING SOLUTIONS  
 Product Line: Streetworks  
 Catalog Number: **MEM2-HTN-SA-40-830-U-5WQ**  
 Description: Epic Modern Light Square 40W 5WQ Optic

**Spectral Parameters**

CCT (K): 3126  
 CIE u': 0.2465  
 CIE v': 0.5182  
 Duv: -0.0004  
 CIE x: 0.4277  
 CIE y: 0.3997  
 CIE z: 0.1727  
 Peak Wavelength (nm): 601  
 Dominant Wavelength (nm): 582  
 Purity: 48.31913  
 Rf: 84.4  
 Rg: 94.7

CRI (Ra):	82.6		
R1:	81.4	R9:	5.1
R2:	92.2	R10:	82.2
R3:	94.9	R11:	79.8
R4:	80.1	R12:	70.4
R5:	81.8	R13:	84.2
R6:	90.5	R14:	97.9
R7:	81.8	R15:	73.6
R8:	58.0		



**Test Conditions**

Stabilization Time: 22M  
 Operation Time: 1H 22M  
 Sphere Temperature (°C): 24.3

REPORT NUMBER: SP1-2407-157-7

Measurement and Test Equipment			
Instrument	Identification Number	Calibration Date	Calibration Due Date
Photometer	IN0058	6/18/2024	12/18/2024
Power Meter	INXT2011004	2/8/2024	2/8/2025
AC Power Source	IN0063	10/24/2023	10/24/2024
DC Power Source	IN0208	10/24/2023	10/24/2024
Sphere Thermometer	IN0085	10/24/2023	10/24/2024
Room Thermometer	IN0046	10/24/2023	10/24/2024

REPORT NUMBER: SP1-2407-157-7

CIE 1931 Chromaticity Diagram



CIE 1931 Chromaticity Diagram with 2017 ANSI 7-Step and 4-Step Quadrangles



Point lies inside the ANSI 3000K 4-step quadrangle

REPORT NUMBER: SP1-2407-157-7

**Photopic Flux vs. Wavelength**



**Photopic Lumens: NR**

$\lambda$ (nm)	Power W <sup>^</sup> /nm	Lumens ( $\phi$ /nm)	$\lambda$ (nm)	Power W <sup>^</sup> /nm	Lumens ( $\phi$ /nm)	$\lambda$ (nm)	Power W <sup>^</sup> /nm	Lumens ( $\phi$ /nm)	$\lambda$ (nm)	Power W <sup>^</sup> /nm	Lumens ( $\phi$ /nm)	$\lambda$ (nm)	Power W <sup>^</sup> /nm	Lumens ( $\phi$ /nm)
360	0	NR	490	258	NR	620	908	NR	750	26	NR	880	1	NR
365	0	NR	495	297	NR	625	857	NR	755	22	NR	885	0	NR
370	0	NR	500	345	NR	630	801	NR	760	19	NR	890	0	NR
375	0	NR	505	391	NR	635	738	NR	765	16	NR	895	0	NR
380	0	NR	510	426	NR	640	675	NR	770	14	NR	900	0	NR
385	0	NR	515	456	NR	645	610	NR	775	12	NR	905	0	NR
390	0	NR	520	480	NR	650	547	NR	780	10	NR	910	0	NR
395	0	NR	525	500	NR	655	488	NR	785	9	NR	915	0	NR
400	0	NR	530	517	NR	660	429	NR	790	7	NR	920	0	NR
405	2	NR	535	538	NR	665	378	NR	795	6	NR	925	0	NR
410	4	NR	540	558	NR	670	328	NR	800	5	NR	930	0	NR
415	9	NR	545	584	NR	675	285	NR	805	5	NR	935	0	NR
420	16	NR	550	611	NR	680	247	NR	810	4	NR	940	0	NR
425	31	NR	555	646	NR	685	212	NR	815	3	NR	945	0	NR
430	56	NR	560	687	NR	690	183	NR	820	3	NR	950	0	NR
435	101	NR	565	731	NR	695	156	NR	825	3	NR	955	0	NR
440	178	NR	570	780	NR	700	133	NR	830	2	NR	960	0	NR
445	323	NR	575	832	NR	705	114	NR	835	2	NR	965	0	NR
450	566	NR	580	883	NR	710	96	NR	840	2	NR	970	0	NR
455	645	NR	585	927	NR	715	82	NR	845	1	NR	975	0	NR
460	457	NR	590	963	NR	720	70	NR	850	1	NR	980	0	NR
465	365	NR	595	985	NR	725	59	NR	855	1	NR	985	0	NR
470	317	NR	600	998	NR	730	50	NR	860	1	NR	990	0	NR
475	244	NR	605	994	NR	735	43	NR	865	1	NR	995	0	NR
480	218	NR	610	978	NR	740	36	NR	870	1	NR	1000	0	NR
485	233	NR	615	947	NR	745	31	NR	875	1	NR			

REPORT NUMBER: SP1-2407-157-7

Scotopic Flux vs. Wavelength



Scotopic Lumens: NR

S/P: 1.42

$\lambda$ (nm)	Power $W^{\wedge}/nm$	Lumens ( $\phi/nm$ )	$\lambda$ (nm)	Power $W^{\wedge}/nm$	Lumens ( $\phi/nm$ )	$\lambda$ (nm)	Power $W^{\wedge}/nm$	Lumens ( $\phi/nm$ )	$\lambda$ (nm)	Power $W^{\wedge}/nm$	Lumens ( $\phi/nm$ )	$\lambda$ (nm)	Power $W^{\wedge}/nm$	Lumens ( $\phi/nm$ )
360	0	NR	490	258	NR	620	908	NR	750	26	NR	880	1	NR
365	0	NR	495	297	NR	625	857	NR	755	22	NR	885	0	NR
370	0	NR	500	345	NR	630	801	NR	760	19	NR	890	0	NR
375	0	NR	505	391	NR	635	738	NR	765	16	NR	895	0	NR
380	0	NR	510	426	NR	640	675	NR	770	14	NR	900	0	NR
385	0	NR	515	456	NR	645	610	NR	775	12	NR	905	0	NR
390	0	NR	520	480	NR	650	547	NR	780	10	NR	910	0	NR
395	0	NR	525	500	NR	655	488	NR	785	9	NR	915	0	NR
400	0	NR	530	517	NR	660	429	NR	790	7	NR	920	0	NR
405	2	NR	535	538	NR	665	378	NR	795	6	NR	925	0	NR
410	4	NR	540	558	NR	670	328	NR	800	5	NR	930	0	NR
415	9	NR	545	584	NR	675	285	NR	805	5	NR	935	0	NR
420	16	NR	550	611	NR	680	247	NR	810	4	NR	940	0	NR
425	31	NR	555	646	NR	685	212	NR	815	3	NR	945	0	NR
430	56	NR	560	687	NR	690	183	NR	820	3	NR	950	0	NR
435	101	NR	565	731	NR	695	156	NR	825	3	NR	955	0	NR
440	178	NR	570	780	NR	700	133	NR	830	2	NR	960	0	NR
445	323	NR	575	832	NR	705	114	NR	835	2	NR	965	0	NR
450	566	NR	580	883	NR	710	96	NR	840	2	NR	970	0	NR
455	645	NR	585	927	NR	715	82	NR	845	1	NR	975	0	NR
460	457	NR	590	963	NR	720	70	NR	850	1	NR	980	0	NR
465	365	NR	595	985	NR	725	59	NR	855	1	NR	985	0	NR
470	317	NR	600	998	NR	730	50	NR	860	1	NR	990	0	NR
475	244	NR	605	994	NR	735	43	NR	865	1	NR	995	0	NR
480	218	NR	610	978	NR	740	36	NR	870	1	NR	1000	0	NR
485	233	NR	615	947	NR	745	31	NR	875	1	NR			

REPORT NUMBER: SP1-2407-157-7

Melanopic Flux vs. Wavelength



Melanopic Lumens: NR

M/P: 2.79

λ (nm)	Power W <sup>^</sup> /nm	Lumens (φ/nm)	λ (nm)	Power W <sup>^</sup> /nm	Lumens (φ/nm)	λ (nm)	Power W <sup>^</sup> /nm	Lumens (φ/nm)	λ (nm)	Power W <sup>^</sup> /nm	Lumens (φ/nm)	λ (nm)	Power W <sup>^</sup> /nm	Lumens (φ/nm)
360	0	NR	490	258	NR	620	908	NR	750	26	NR	880	1	NR
365	0	NR	495	297	NR	625	857	NR	755	22	NR	885	0	NR
370	0	NR	500	345	NR	630	801	NR	760	19	NR	890	0	NR
375	0	NR	505	391	NR	635	738	NR	765	16	NR	895	0	NR
380	0	NR	510	426	NR	640	675	NR	770	14	NR	900	0	NR
385	0	NR	515	456	NR	645	610	NR	775	12	NR	905	0	NR
390	0	NR	520	480	NR	650	547	NR	780	10	NR	910	0	NR
395	0	NR	525	500	NR	655	488	NR	785	9	NR	915	0	NR
400	0	NR	530	517	NR	660	429	NR	790	7	NR	920	0	NR
405	2	NR	535	538	NR	665	378	NR	795	6	NR	925	0	NR
410	4	NR	540	558	NR	670	328	NR	800	5	NR	930	0	NR
415	9	NR	545	584	NR	675	285	NR	805	5	NR	935	0	NR
420	16	NR	550	611	NR	680	247	NR	810	4	NR	940	0	NR
425	31	NR	555	646	NR	685	212	NR	815	3	NR	945	0	NR
430	56	NR	560	687	NR	690	183	NR	820	3	NR	950	0	NR
435	101	NR	565	731	NR	695	156	NR	825	3	NR	955	0	NR
440	178	NR	570	780	NR	700	133	NR	830	2	NR	960	0	NR
445	323	NR	575	832	NR	705	114	NR	835	2	NR	965	0	NR
450	566	NR	580	883	NR	710	96	NR	840	2	NR	970	0	NR
455	645	NR	585	927	NR	715	82	NR	845	1	NR	975	0	NR
460	457	NR	590	963	NR	720	70	NR	850	1	NR	980	0	NR
465	365	NR	595	985	NR	725	59	NR	855	1	NR	985	0	NR
470	317	NR	600	998	NR	730	50	NR	860	1	NR	990	0	NR
475	244	NR	605	994	NR	735	43	NR	865	1	NR	995	0	NR
480	218	NR	610	978	NR	740	36	NR	870	1	NR	1000	0	NR
485	233	NR	615	947	NR	745	31	NR	875	1	NR			

**Summary**

$R_f = 84.4$   
 $R_g = 94.7$   
 $CIE R_a = 82.6$   
 $R_9 = 5.1$



**Color Vector Graphics**





Individual Sample Fidelity Index ( $R_{f,i}$ )

CES01 = 86	CES26 = 86	CES51 = 93	CES76 = 82
CES02 = 63	CES27 = 92	CES52 = 93	CES77 = 84
CES03 = 31	CES28 = 94	CES53 = 89	CES78 = 81
CES04 = 70	CES29 = 92	CES54 = 89	CES79 = 90
CES05 = 49	CES30 = 91	CES55 = 86	CES80 = 89
CES06 = 51	CES31 = 93	CES56 = 85	CES81 = 72
CES07 = 42	CES32 = 85	CES57 = 83	CES82 = 95
CES08 = 41	CES33 = 97	CES58 = 84	CES83 = 94
CES09 = 29	CES34 = 92	CES59 = 91	CES84 = 91
CES10 = 76	CES35 = 96	CES60 = 90	CES85 = 74
CES11 = 59	CES36 = 81	CES61 = 87	CES86 = 68
CES12 = 65	CES37 = 96	CES62 = 83	CES87 = 84
CES13 = 43	CES38 = 86	CES63 = 87	CES88 = 88
CES14 = 74	CES39 = 98	CES64 = 79	CES89 = 75
CES15 = 71	CES40 = 96	CES65 = 78	CES90 = 89
CES16 = 47	CES41 = 96	CES66 = 77	CES91 = 73
CES17 = 50	CES42 = 97	CES67 = 76	CES92 = 63
CES18 = 56	CES43 = 91	CES68 = 80	CES93 = 77
CES19 = 72	CES44 = 99	CES69 = 85	CES94 = 61
CES20 = 66	CES45 = 93	CES70 = 78	CES95 = 73
CES21 = 87	CES46 = 90	CES71 = 74	CES96 = 84
CES22 = 79	CES47 = 94	CES72 = 91	CES97 = 88
CES23 = 92	CES48 = 83	CES73 = 74	CES98 = 85
CES24 = 91	CES49 = 91	CES74 = 90	CES99 = 76
CES25 = 72	CES50 = 93	CES75 = 78	



Color Rendition by Hue-Angle Bin



Measure Comparisons



(END OF REPORT)